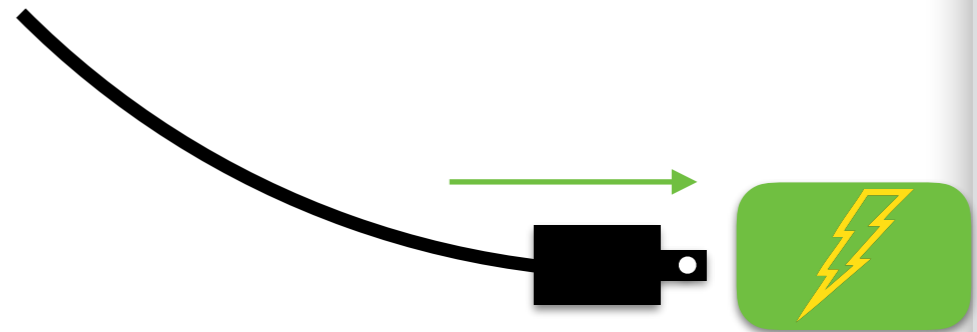


VIRtual eTracker



Track energy consumption in real time

- Plug into wall outlet between socket and device
- Turn on bluetooth on your mobile device
- Get real time power consumption!




The hardware component connects wirelessly through Bluetooth low energy



10.1 μ A at 120s interval

Our proof of concept simulates current usage from common appliances



Potentiometers vary the voltage input reading, which mimics the ampere usage of a household appliance

The following equations are used to simulate ampere usage:

Washing machine simulation

$\text{analogRead} * 2 * (5 / 1023.0)$

Washing machines draw 5-10 amps at 120 V

Television simulation

$\text{analogRead} / 10 * (5 / 1023.0)$

A 32" LED/LCD display will draw ~0.5 amps at 120 V

Voltage from Arduino ranges from 0 to 5, which is related to an appropriate ampere value

From simulated ampere values, wattage is calculated

Power = Current x Voltage

$$P = I \times V$$

$$W = A \times V$$

$$W = \text{calculated} * 120 \text{ V}$$

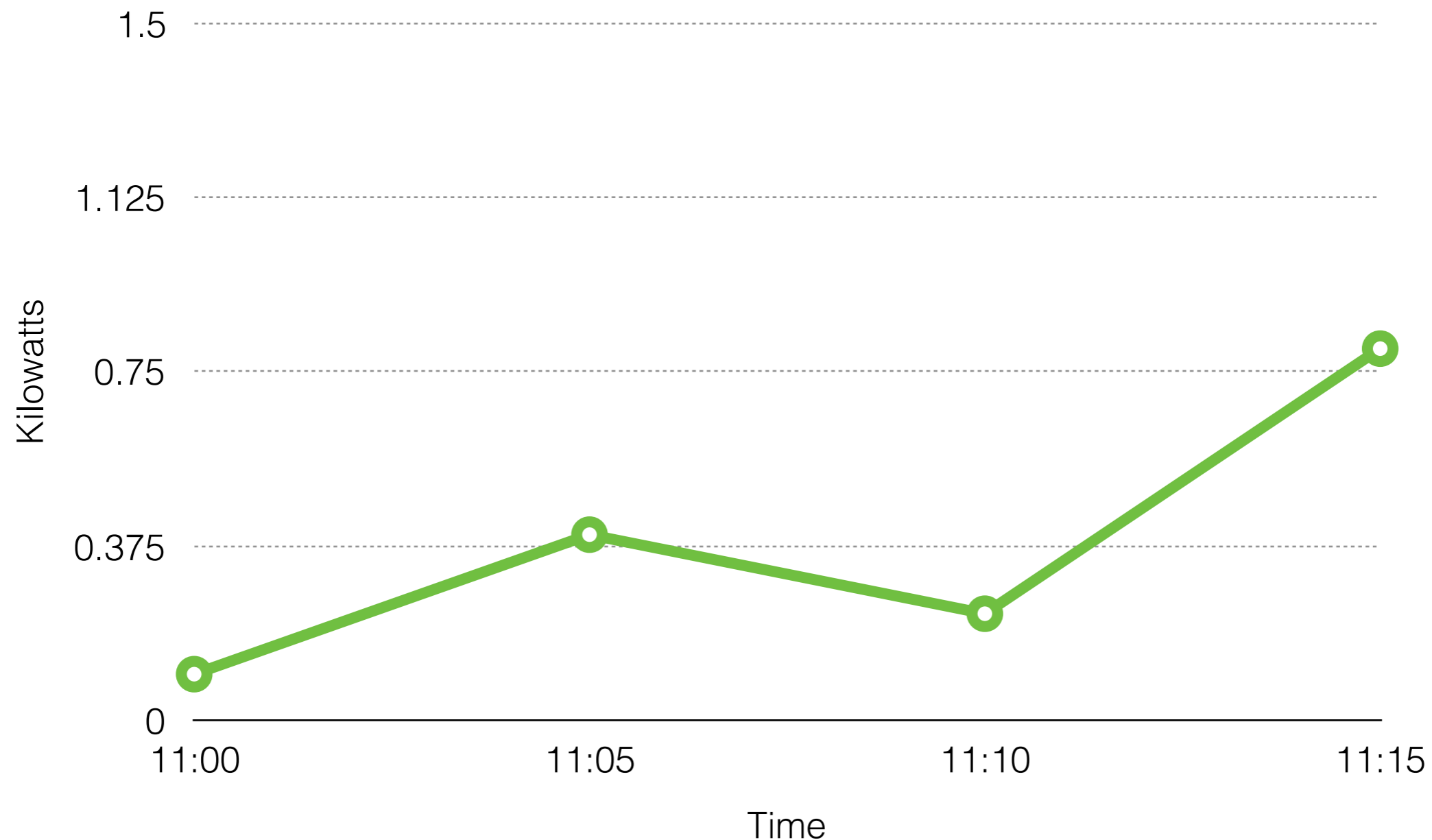
kWh and cost measurements are
displayed in real time at 1 Hz

$$\text{kWh} = (W / 1000) * 1 \text{ hr}$$

$$\text{Cost} = \text{kWh} * 13.2 \text{ cents/kWh}$$

In PA, the average household paid ø13.2


A real time graph is displayed containing wattage vs . time data



Individual modules may be selected as well, in addition total energy usage

Simple. Effective. Useful.

- The US wastes nearly 80% of its energy every year
- The energy wasted in the US could power the UK for 7 years
- Devices on standby or sleep mode (idle power mode) account for more than \$19 billion in electricity bills per year



Target market: individuals who want more control over their household power usage

In PA alone, the average household will spend \$1500 a year on energy

*By our estimate, the VIRtual eTracker would retail at **only \$12.99***

